



Location: ACL1 - City Hall

Report on 24-hour TSP monitoring

Action Level ( $\mu\text{g}/\text{m}^3$ ) - 163

Limit Level ( $\mu\text{g}/\text{m}^3$ ) - 260

Date	Sampling Time	Weather Condition	Filter paper no.	Filter Weight, g		Elapse Time, hr		Sampling Time, hr	Flow Rate, $\text{m}^3/\text{min}$			Total Volume, $\text{m}^3$	TSP Level, $\mu\text{g}/\text{m}^3$
				Initial	Final	Initial	Final		Initial, $Q_{si}$	Final, $Q_{sf}$	Average		
3-Jan-17	8:00	Fine	18122	2.6976	2.7972	1363.07	1387.07	24.00	0.85	0.85	0.85	1229	81.0
9-Jan-17	8:00	Fine	18492	2.8459	2.9819	1390.07	1414.07	24.00	0.85	0.85	0.85	1226	110.9
14-Jan-17	8:00	Cloudy	18869	2.8422	2.8873	1417.07	1441.07	24.00	0.86	0.86	0.86	1242	36.3
20-Jan-17	8:00	Fine	18821	2.8455	2.9525	1444.07	1468.07	24.00	0.86	0.86	0.86	1241	86.2
26-Jan-17	8:00	Fine	18783	2.6185	2.7040	1471.07	1495.07	24.00	0.73	0.72	0.73	1044	81.9

Report on 1-hour TSP monitoring

Action Level ( $\mu\text{g}/\text{m}^3$ ) - 460

Limit Level ( $\mu\text{g}/\text{m}^3$ ) - 500

Date	Sampling Time	Weather Condition	Filter paper no.	Filter Weight, g		Elapse Time, hr		Sampling Time, hr	Flow Rate, $\text{m}^3/\text{min}$			Total Volume, $\text{m}^3$	TSP Level, $\mu\text{g}/\text{m}^3$
				Initial	Final	Initial	Final		Initial, $Q_{si}$	Final, $Q_{sf}$	Average		
4-Jan-17	8:25	Fine	18690	2.6566	2.6601	1387.07	1388.07	1.00	0.85	0.85	0.85	51	68.4
4-Jan-17	9:58	Fine	18709	2.6739	2.6781	1388.07	1389.07	1.00	0.85	0.85	0.85	51	82.1
4-Jan-17	11:00	Fine	18715	2.6654	2.6708	1389.07	1390.07	1.00	0.85	0.85	0.85	51	105.5
10-Jan-17	8:10	Fine	18878	2.8467	2.8511	1414.07	1415.07	1.00	0.72	0.72	0.72	43	102.0
10-Jan-17	9:17	Fine	18875	2.8239	2.8272	1415.07	1416.07	1.00	0.85	0.85	0.85	51	64.4
10-Jan-17	10:19	Fine	18872	2.8581	2.8597	1416.07	1417.07	1.00	0.85	0.85	0.85	51	31.2
16-Jan-17	8:15	Cloudy	18830	2.8273	2.8310	1441.07	1442.07	1.00	0.86	0.86	0.86	52	71.5
16-Jan-17	9:17	Cloudy	18827	2.8510	2.8540	1442.07	1443.07	1.00	0.86	0.86	0.86	52	58.0
16-Jan-17	10:19	Cloudy	18824	2.8517	2.8540	1443.07	1444.07	1.00	0.73	0.73	0.73	44	52.8
21-Jan-17	8:15	Fine	18792	2.6224	2.6311	1468.07	1469.07	1.00	0.86	0.86	0.86	52	167.8
21-Jan-17	9:17	Fine	18789	2.6440	2.6477	1469.07	1470.07	1.00	0.86	0.86	0.86	52	71.4
21-Jan-17	10:19	Fine	18786	2.6379	2.6413	1470.07	1471.07	1.00	0.86	0.86	0.86	52	65.6
27-Jan-17	8:15	Fine	18999	2.8501	2.8525	1495.08	1496.08	1.00	0.72	0.72	0.72	43	55.3
27-Jan-17	9:17	Fine	18996	2.8789	2.8872	1496.08	1497.08	1.00	0.86	0.86	0.86	52	160.8
27-Jan-17	10:19	Fine	18993	2.8769	2.8794	1497.08	1498.08	1.00	0.86	0.86	0.86	52	48.4



Location: ACL2a - Contractor HK/2012/08 Site office

Report on 24-hour TSP monitoring  
 Action Level ( $\mu\text{g}/\text{m}^3$ ) - 187.3  
 Limit Level ( $\mu\text{g}/\text{m}^3$ ) - 260

Date	Sampling Time	Weather Condition	Filter paper no.	Filter Weight, g		Elapse Time, hr		Sampling Time, hr	Flow Rate, $\text{m}^3/\text{min}$			Total Volume, $\text{m}^3$	TSP Level, $\mu\text{g}/\text{m}^3$
				Initial	Final	Initial	Final		Initial, $Q_{si}$	Final, $Q_{sf}$	Average		
4-Jan-17	14:00	Fine	18721	2.6800	2.7800	6537.77	6561.77	24.00	1.11	1.11	1.11	1594	62.7
9-Jan-17	8:00	Fine	18539	2.7995	2.9419	6561.78	6585.78	24.00	1.10	1.11	1.11	1594	89.3
14-Jan-17	8:00	Cloudy	18845	2.8379	2.9276	6588.78	6612.78	24.00	1.18	1.18	1.18	1700	52.8
20-Jan-17	8:00	Fine	18800	2.6557	2.7908	6615.78	6639.78	24.00	1.18	1.18	1.18	1699	79.5
26-Jan-17	8:00	Fine	18487	2.8375	2.9952	6642.78	6666.78	24.00	1.18	1.18	1.18	1699	92.8

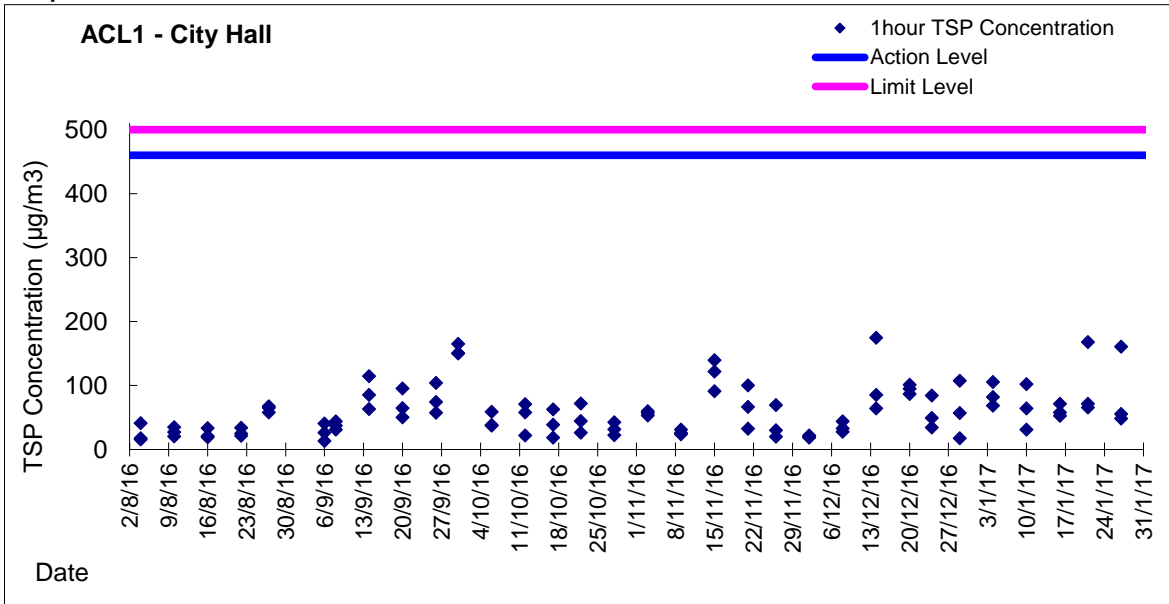
Remarks: Due to interruption of electricity, the 24hr TSP was rescheduled from 3 Jan 2017 to 4 Jan 2017.

Report on 1-hour TSP monitoring  
 Action Level ( $\mu\text{g}/\text{m}^3$ ) - 300.1  
 Limit Level ( $\mu\text{g}/\text{m}^3$ ) - 500

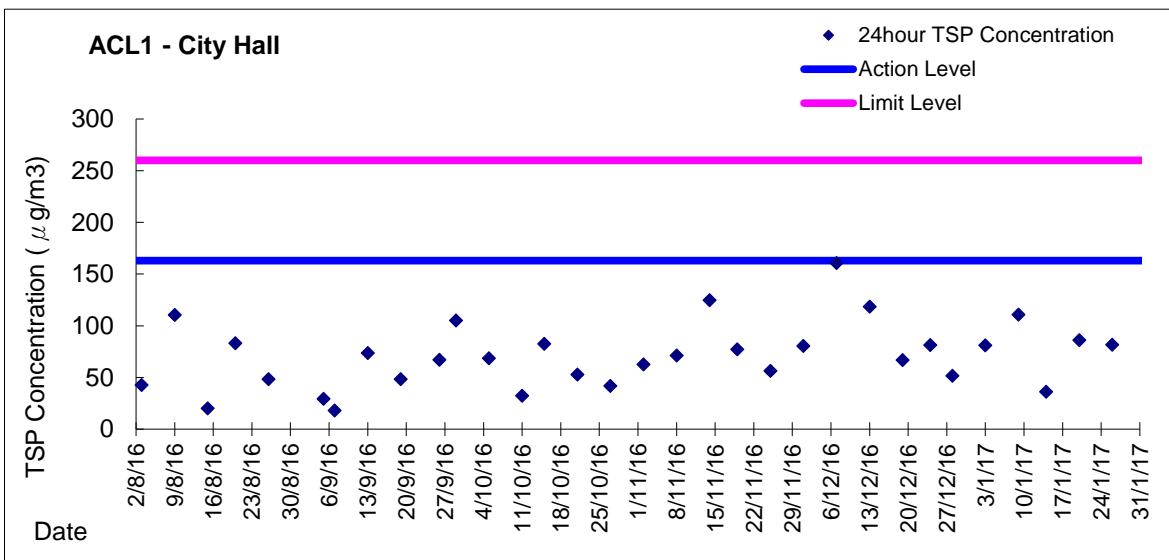
Date	Sampling Time	Weather Condition	Filter paper no.	Filter Weight, g		Elapse Time, hr		Sampling Time, hr	Flow Rate, $\text{m}^3/\text{min}$			Total Volume, $\text{m}^3$	TSP Level, $\mu\text{g}/\text{m}^3$
				Initial	Final	Initial	Final		Initial, $Q_{si}$	Final, $Q_{sf}$	Average		
4-Jan-17	8:00	Fine	18530	2.8096	2.8258	6534.77	6535.77	1.00	1.11	1.11	1.11	67	243.6
4-Jan-17	9:45	Fine	18713	2.7261	2.7362	6535.77	6536.77	1.00	1.11	1.11	1.11	67	151.9
4-Jan-17	11:00	Fine	18716	2.6636	2.6692	6536.77	6537.77	1.00	1.24	1.24	1.24	74	75.5
10-Jan-17	8:10	Fine	18768	2.6585	2.6657	6585.78	6586.78	1.00	1.17	1.17	1.17	70	102.3
10-Jan-17	9:30	Fine	18861	2.8476	2.8576	6586.78	6587.78	1.00	1.17	1.17	1.17	70	142.0
10-Jan-17	10:50	Fine	18853	2.8519	2.8594	6587.78	6588.78	1.00	1.17	1.17	1.17	70	106.5
16-Jan-17	8:05	Cloudy	18764	2.6722	2.6750	6612.78	6613.78	1.00	1.18	1.18	1.18	71	39.5
16-Jan-17	9:30	Cloudy	18835	2.8623	2.8706	6613.78	6614.78	1.00	1.18	1.18	1.18	71	117.1
16-Jan-17	13:00	Cloudy	18807	2.6706	2.6756	6614.78	6615.78	1.00	1.18	1.18	1.18	71	70.6
21-Jan-17	8:10	Fine	18909	2.8254	2.8363	6639.78	6640.78	1.00	1.18	1.18	1.18	71	153.7
21-Jan-17	9:20	Fine	18780	2.6693	2.6768	6640.78	6641.78	1.00	1.18	1.18	1.18	71	105.8
21-Jan-17	10:50	Fine	18450	2.8361	2.8413	6641.78	6642.78	1.00	1.18	1.18	1.18	71	73.3
27-Jan-17	8:02	Fine	19003	2.8278	2.8323	6666.78	6667.78	1.00	1.11	1.11	1.11	67	67.3
27-Jan-17	9:45	Fine	19004	2.8351	2.8432	6667.78	6668.78	1.00	1.18	1.18	1.18	71	114.5
27-Jan-17	10:55	Fine	18986	2.8970	2.9005	6668.78	6669.78	1.00	1.18	1.18	1.18	71	49.5



Graphic Presentation of 1 hour TSP Result

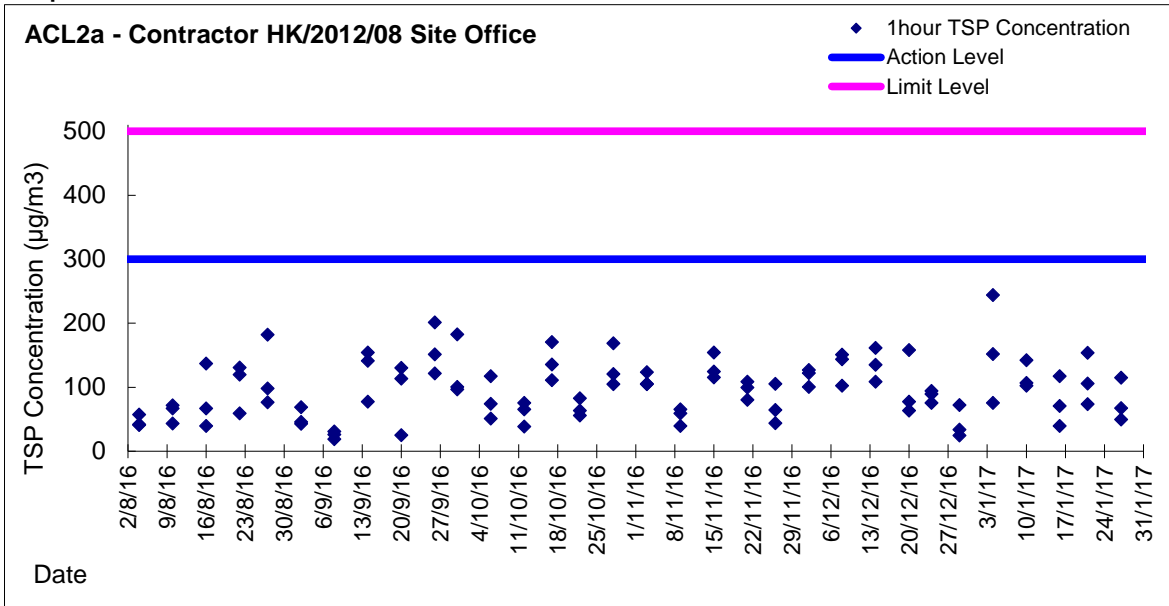


Graphic Presentation of 24 hour TSP Result





Graphic Presentation of 1 hour TSP Result



Graphic Presentation of 24 hour TSP Result

